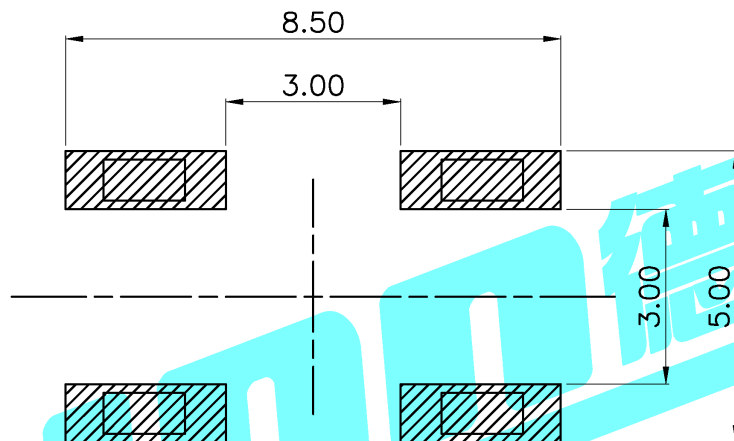


Circuit Diagram



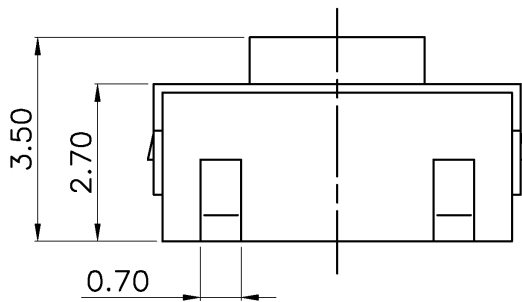
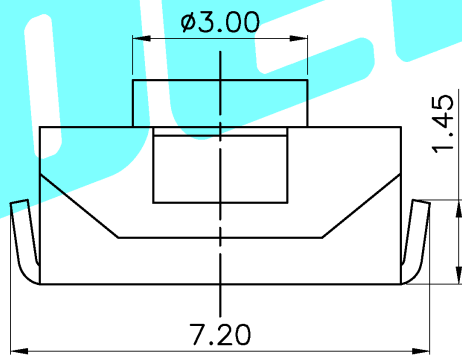
NO.1	
PART NO	H
A	2.6
B	3.4
C	4.3
D	5.1

NO.2	
PART NO	vigor
1	180±30
2	250±30
3	350±50

NO.3	
PART NO	MATERIAL/QTY
S	SUS/1PC
C	C5210/1PC
D	SUS/2PCS
E	C5210/2PCS

NO.5	
PART NO	NOTE
B	Bulk
R	Tape&Reel

NO.4	
PART NO	NOTE
1~9	SERIAL NUMBER



ITEM	PART NAME	QTY.	MATERIAL	FINISHING
⑤	Terminal	4	Phosphor Bronze	Plating silver
④	Contact	1	F.Ag/C5210	—
③	Base	1	PA46	Black
②	Cover	1	SPCC	Plating Sn
①	Keystoke	1	PA46	White

APPROVALS		DATE	<b>DERION 德之隆</b> ELECTRONICS CO.,LTD	
DRAWN	G.M Chen	2013/2/1	TITLE:	TACT SWITCHES
CHECKED			PART NO.	TD-1162UR-XXN-XXX
APPROVALS			UNIT: mm	SCALE: 1:1
TOLERANCES ARE		30~以上 ±0.30	ANGLE	PROJ.
		10~30 ±0.20	±2'	DRAWING NO.
		5~10 ±0.15		
		~ 5 ±0.10		SHEET 1 OF 1

ECN NO.	REV	DATE.	DESCRIPTION.	CHANGE.	CHECK.	APPRO.
	A		NEW			