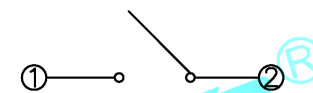
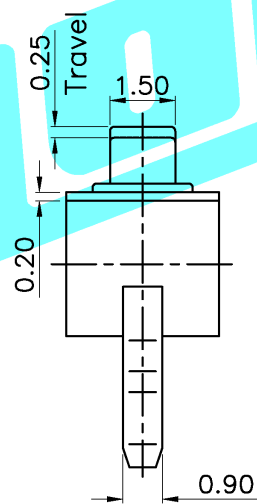
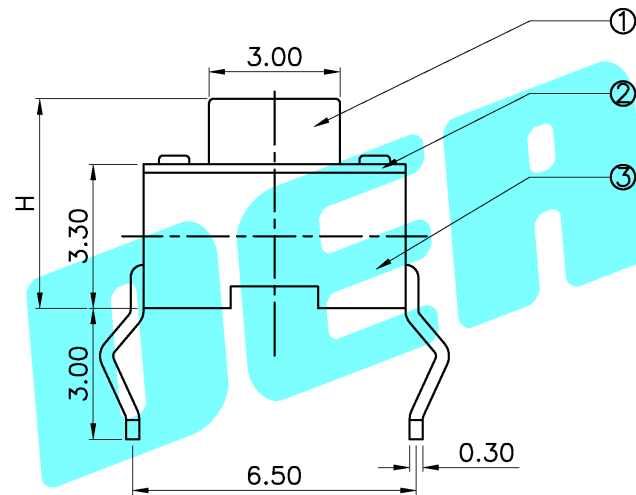


PCB Layout (Pattern Side)



Circuit Diagram



NO.1	
PART NO	H
A	4.3
C	5

NO.3	
PART NO	MATERIAL/QTY
S	SUS/1PC
D	SUS/2PCS

NO.2	
PART NO	vigor
1	70±30
2	100±50
3	160±50
4	260±50
5	320±80
6	350±80
7	520±130

NO.4	
PART NO	NOTE
1~9	SERIAL NUMBER

NO.5	
PART NO	NOTE
B	Bulk
R	Tape&Reel

⑤	Terminal	2	Brass(0.30t)	Plating silver
④	Contact	1	F.Ag/SUS	Plating silver
③	Base	1	PA66	WHITE
②	Cover	1	SPCC	Plating Nickel
①	Keystoke	1	PA66	WHITE
ITEM	PART NAME	QTY.	MATERIAL	FINISHING

APPROVALS		DATE	DERION 德芝隆® ELECTRONICS CO.,LTD	
DRAWN	G.M.Chen	2015/1/9	TITLE:	TACT SWITCHES
CHECKED			PART NO.	TC-1106DP-XXN-XXX
APPROVALS			UNIT: mm	SCALE: 1:1
TOLERANCES ARE		30~以上 ±0.30	ANGLE	SHEET 1 OF 1
		10~30 ±0.20	±2°	
		5~10 ±0.15	DRAWING NO.	
		~ 5 ±0.10		PROJ:

ECN NO.	REV.	DATE.	DESCRIPTION.	CHANGE.	CHECK.	APPRO.
	A		NEW			