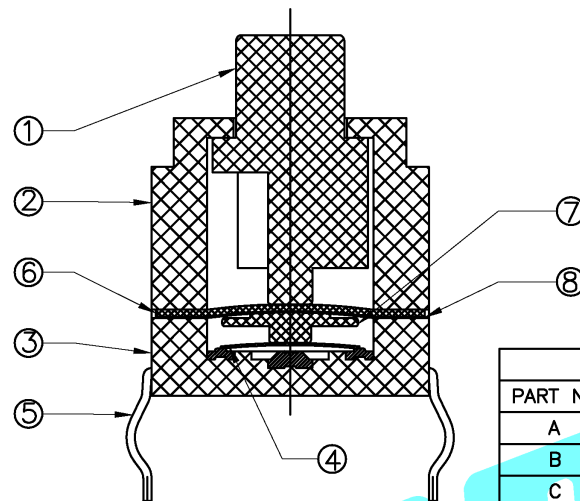


PCB Layout (Pattern side)



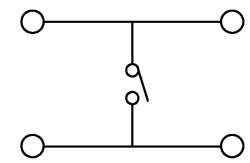
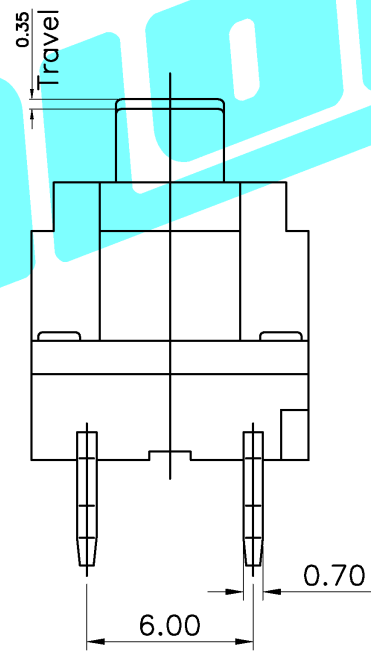
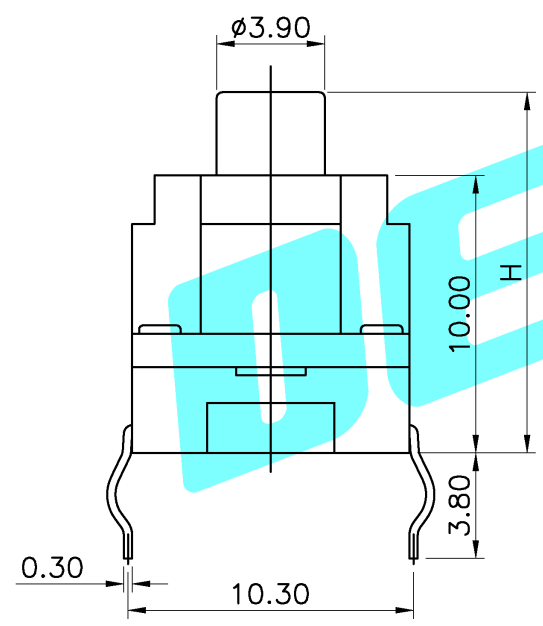
NO.1			
PART NO	H	PART NO	H
A	13	L	18.5
B	13.5	M	19
C	14	N	19.5
D	14.5	O	20
E	15	P	20.5
F	15.5	Q	21
G	16	R	21.5
H	16.5	S	22
I	17	T	23
J	17.5	U	23.5
K	18	V	24

NO.2	
PART NO	vigor
1	70±30
2	100±50
3	160±50
4	260±50
5	320±80
6	350±80
7	520±130

NO.3	
PART NO	MATERIAL/QTY
S	SUS/1PC
C	C5210/1PC
D	SUS/2PCS
E	C5210/2PCS

NO.5	
PART NO	NOTE
B	Bulk
R	Tape&Reel

NO.4	
PART NO	NOTE
1~9	SERIAL NUMBER



Circuit Diagram

ITEM	PART NAME	QTY.	MATERIAL	FINISHING
⑧	Dust Cover	1	Kapton Film	Yellow
⑦	Gasket	1	Nylon	Black
⑥	Waterproof Silicone	1	Silica gel	Black
⑤	Terminal	4	Brass(0.3t)	Plating silver
④	Contact	1	F.Ag/C5210	White
③	Base	1	Nylon	Black
②	Cover	1	Nylon	Black
①	Keystoke	1	Nylon	Black

APPROVALS		DATE
DRAWN	G.M.Chen	2015/6/10

**DERION 德之隆**  
ELECTRONICS CO.,LTD

CHECKED		TITLE:	TACT SWITCHES								
APPROVALS		PART NO.	TC-1810DR-XXN-XXX								
TOLERANCES ARE	<table border="1"> <tr><td>30~以上</td><td>±0.30</td></tr> <tr><td>10~30</td><td>±0.20</td></tr> <tr><td>5~10</td><td>±0.15</td></tr> <tr><td>~ 5</td><td>±0.10</td></tr> </table>	30~以上	±0.30	10~30	±0.20	5~10	±0.15	~ 5	±0.10	ANGLE	±2°
30~以上	±0.30										
10~30	±0.20										
5~10	±0.15										
~ 5	±0.10										
UNIT:	mm	SCALE:	1:1								
DRAWING NO.		SHEET	1 OF 1								

ECN NO.	REV.	DATE.	DESCRIPTION.	CHANGE.	CHECK.	APPRO.
	A		NEW			